

# Deploying macros

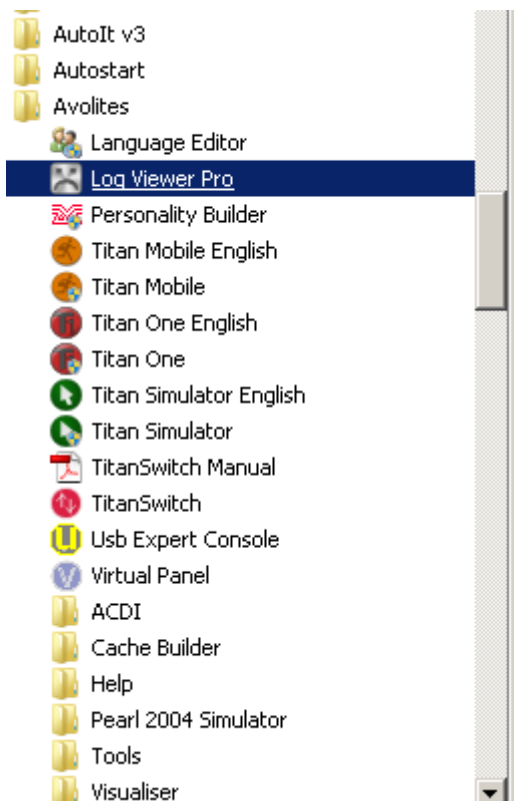
Now you have written your groundbreaking macro... but: how to make Titan aware of it and use it?

All you need to do is

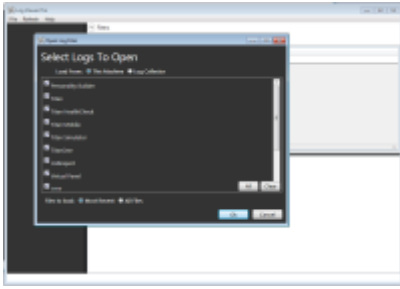
- copy the macro file to your [usermacro location](#)
- restart Titan - macro files are only read upon software start
- after the software has come back on again you may open the show library (or select <Macro> [View ALL]) - here you'll find your new macro in the Unassigned section.
- you may also find your macro by searching it: <Macro> [Run], and type in the first letter of your macro's name.
- if you need to call your macro more frequently, you may copy it to almost any handle you might find suitable (buttons, keys, ...)

## Debugging macros

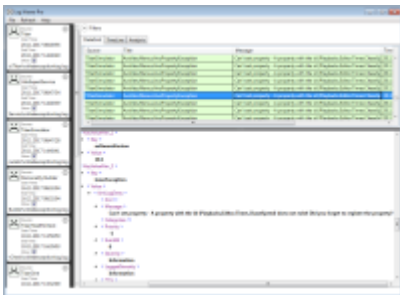
Unfortunately there is not much you can do in terms of debugging a macro. However, at some point you might want to get accustomed to using the Log Viewer Pro which is installed together with the PC suite:



This opens as a mostly empty window. You need to select 'Open Folders' from the File menu.



For a quick check you can just use the default options ('This Machine', all options checked, 'most Recent'), and hit **Ok** . This opens a list of the most recent events which have been logged. At least it is worth a try to check if there are entries e.g. referring to scripting errors, like this one (hint: sort by date/time):



This error says **Can't set property - A property with the id (Playbacks.Editor.Times.ChaseSpeed) does not exist! Did you forget to register the property?** - and indeed this property which was present in Titan 9.1 is not available in Titan 10.1, see [Chase - Double speed](#)

## Altering macros when used in a show

tbd

I tend to think you need to delete the handle and re-copy it, or something similar, in order to take over any changes.

## further readings

- [Introduction to macros](#)
- [Console and simulator](#) - how actions on the consoles are described
- [Recorded vs. coded macros](#) - both kinds: Country, AND Western
- [Macro file format](#) - what to observe when creating macro files
- [Macro Folders](#) - where exactly are the macro files stored
- [Deploying macros](#) - how to import a macro file into Titan
- [XML format](#) - a veeery basic introduction into the format macro files are written in
- [The Syntax of Functions](#) - understanding how functions are described in general
- [Control Structures](#) - conditions and other means to control the flow
- [Action and Menus](#) - when a menu needs to be toggled in addition to the action
- [Step Pause](#) - a little delay might sometimes be helpful
- [Active Binding](#) - highlighting a macro handle as active
- [Namespaces](#) - a way to keep order of the functions, properties and other stuff

- [Datatypes](#) - numbers, words, yes & no: the various types of values
- [Properties list](#) - the affected system variables of Titan
- [Function list](#) - the functions mentioned in this wiki
- [Examples list](#) - all the contributed macros. And where is yours?

2017/10/13 15:12 · icke\_siegen

From:

<https://www.avosupport.de/wiki/> - **AVOSUPPORT**

Permanent link:

<https://www.avosupport.de/wiki/macros/deploying?rev=1511189459>

Last update: **2017/11/20 14:51**

