

Example

# Show a message prompt

<b>by:</b>	Sebastian Beutel, Sept. 2018
<b>published:</b>	here
<b>description:</b>	some ways to display a message from a macro
<b>remarks:</b>	Useful e.g.to debug your macros.

[show](#), [message](#), [prompt](#), [error](#), [debug](#), [alert](#)

## functions

- [Menu.ErrorReport](#)
- [ActionScript.SetProperty.String](#)
- [Menu.PushOrReloadMenu](#)
- [Math.ToString](#)

## affected properties

- [Menu.ErrorMessage](#)
- [Palette.MasterFadeTime](#)

## Code

[showmessages.xml](#)

```
<?xml version="1.0" encoding="utf-8"?>
<avolites.macros>

  <macro id="Avolites.Macros.Hello" name="Hello Macro">
    <sequence>
      <step>Menu.ErrorReport('Error.Generic', "Welcome to the world of
macros!")</step>
    </sequence>
  </macro>

  <macro id="Avolites.Macros.2lineerror" name="Another error">
    <sequence>
      <step>ActionScript.SetProperty.String("Menu.ErrorMessage",
        "This is another message. " + "This is some more
text.")</step>
      <step>Menu.PushOrReloadMenu("Error.Generic")</step>
    </sequence>
  </macro>

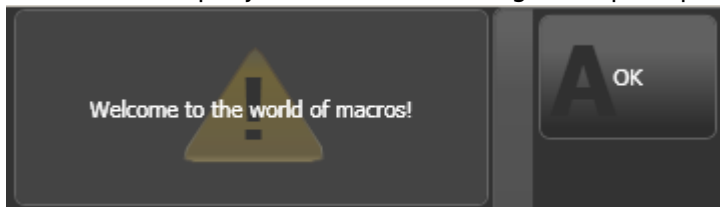
  <macro id="Avolites.Macros.showfadetime" name="Show Fade Time">
```

```
<sequence>  
  <step>ActionScript.SetProperty.String("Menu.ErrorMessage",  
    "The master fade time is currently " +  
    Math.ToString(Palette.MasterFadeTime) + " seconds")</step>  
  <step>Menu.PushOrReloadMenu("Error.Generic")</step>  
</sequence>  
</macro>  
  
</avolites.macros>
```

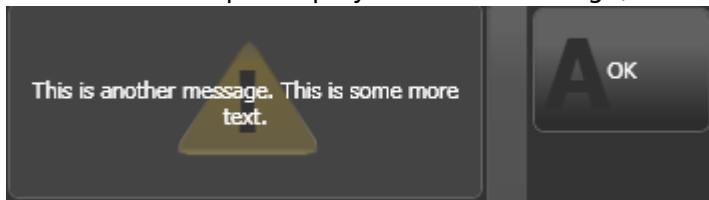
## Explanation

This explains the functional steps within the sequence. For all the other XML details please refer to [Formats and syntax](#)

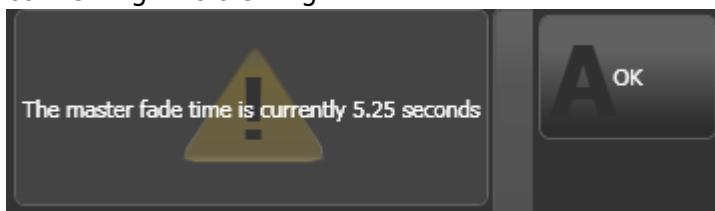
The first example just throws a message and prompts to click OK:



The second example displays another message, here composed of two parts, and stored in a property.



The third example shows how a numeric value (`Palette.MasterFadeTime`) can be displayed after converting it to a string:



## How to use it

1. [make this macro available](#)

tbd

From:

<https://www.avosupport.de/wiki/> - **AVOSUPPORT**

Permanent link:

<https://www.avosupport.de/wiki/macros/example/shomessage?rev=1537109747>

Last update: **2018/09/16 14:55**

