

Web API example

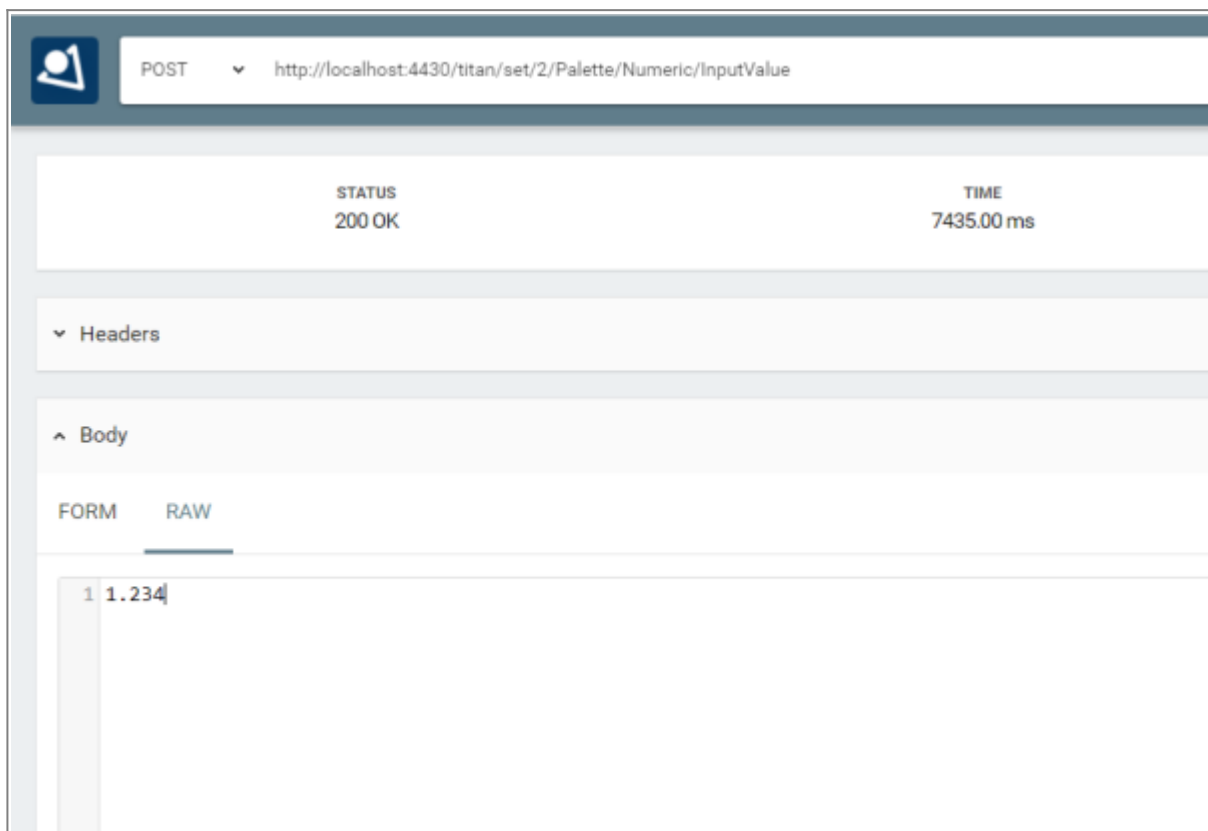
# Set Timecode Start from Palette fade

Set the Timecode start time for versions pre Titan v14. The challenge is that this requires a TimecodeTime object but the required cast was only implemented in Titan v14. The workaround is to set the palette fade time (as you would do by simply entering a number) and then call a macro which uses this to set the timecode start time.

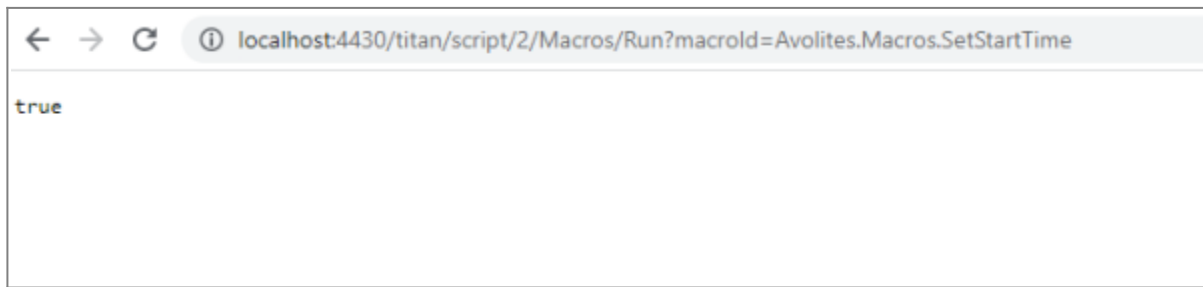
<b>author, date</b>	Gregory Haynes, February 2022
<b>published</b>	<a href="https://www.avolites.de/downloads/icke_siegen/SetTcStartTime/">https://www.avolites.de/downloads/icke_siegen/SetTcStartTime/</a>
<b>prog. lang./ framework</b>	HTML, JS, CSS; none (wrote everything with a text editor)
<b>description</b>	set the palette fade time, then call a macro to transfer this into timecode start time
<b>other requirements</b>	a way to issue POST requests, e.g. RestMan for Chrome

## Screenshots

1. use RestMan (or another way to output a Post request) to set the palette fadetime

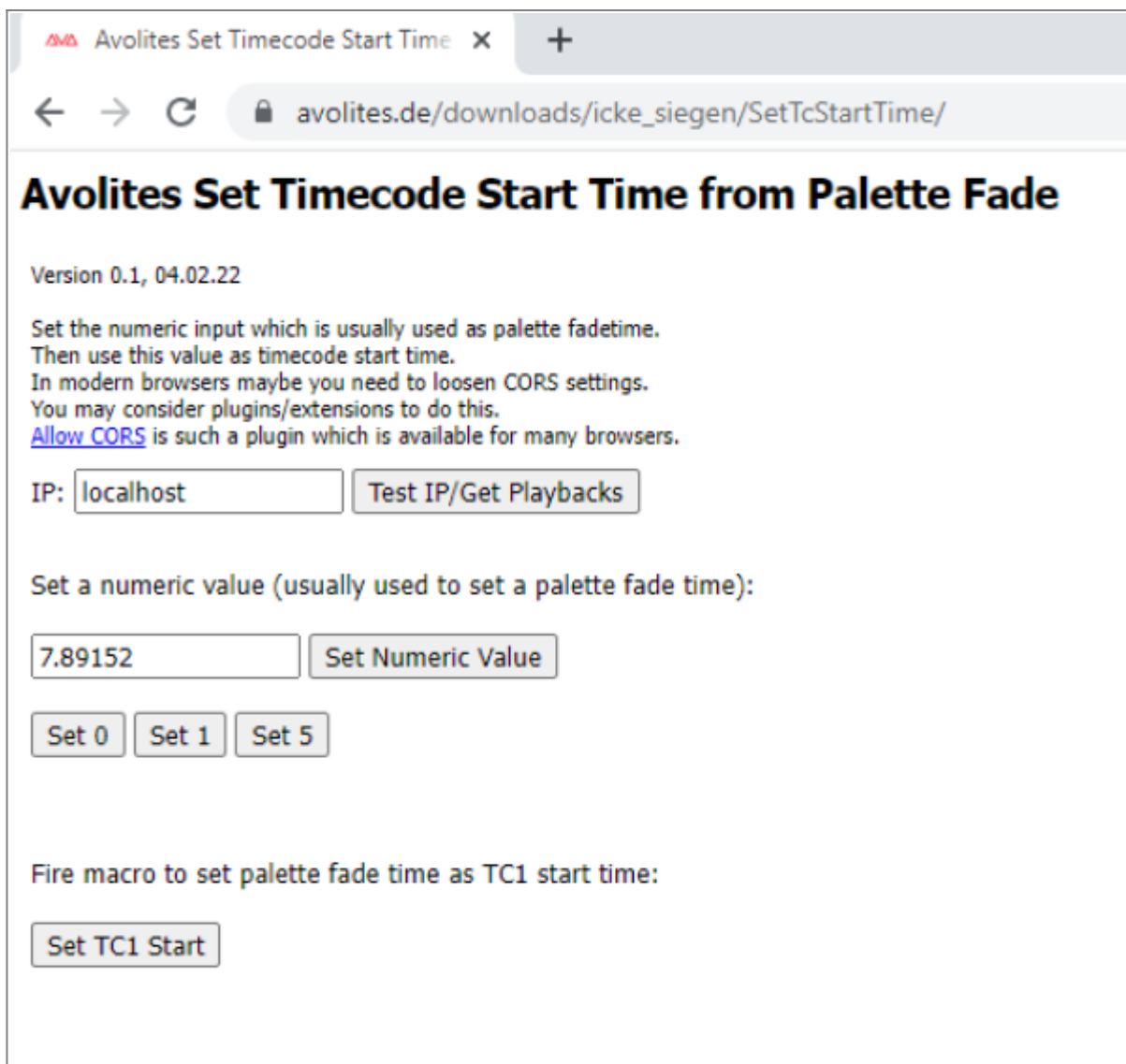


2. call a macro (here: [Timecode - Set Start Time from Palette Fade](#) to use the value as Timecode start time)



**In order to call a macro via WebAPI it needs to be in the show library AND needs to be copied/moved to a handle.**

3. the little html page at [https://www.avolites.de/downloads/icke\\_siegen/SetTcStartTime/](https://www.avolites.de/downloads/icke_siegen/SetTcStartTime/):



## API Requests

- [InputValue](#)
- [Run](#)

From:  
<https://www.avosupport.de/wiki/> - **AVOSUPPORT**

Permanent link:  
<https://www.avosupport.de/wiki/webapi/examples/settimecodefrompalettefade?rev=1643981069>

Last update: **2022/02/04 13:24**

