

Web API example

Set Timecode Start from Palette fade

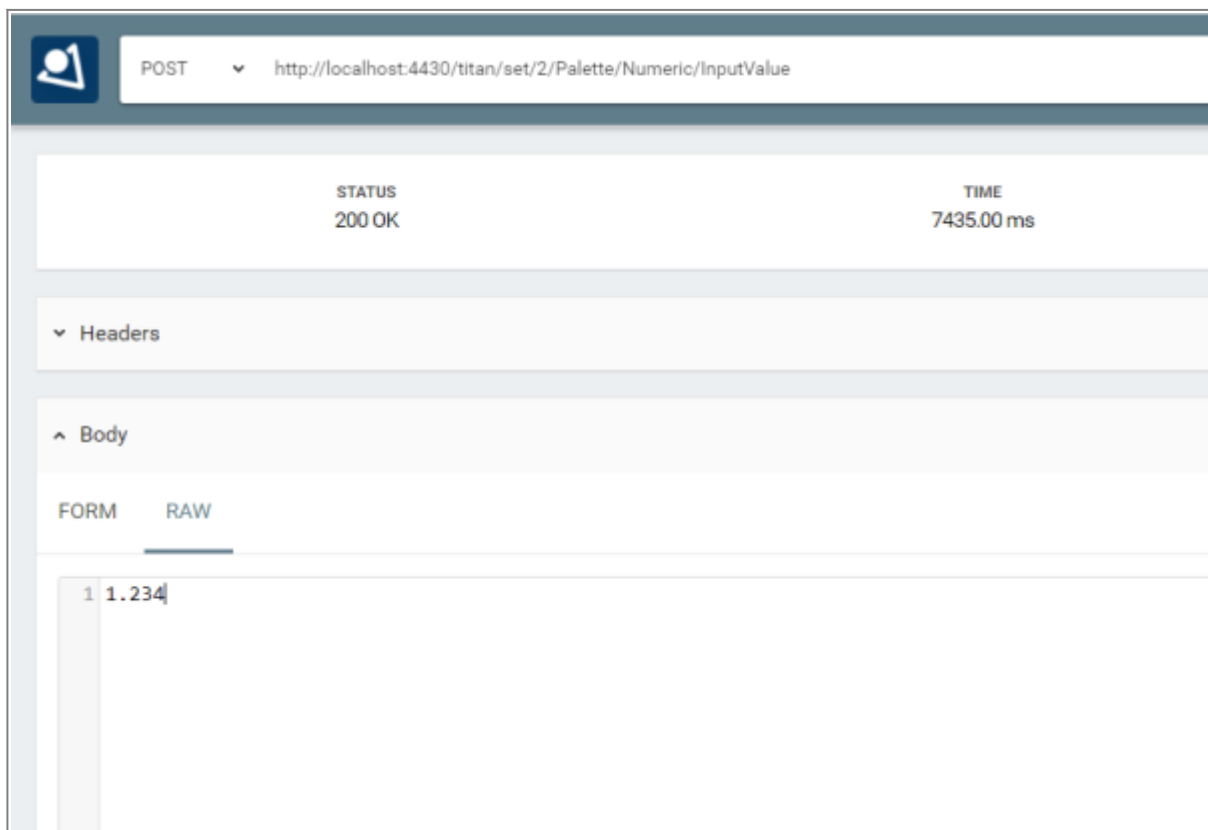
Set the Timecode start time for versions pre Titan v14. The challenge is that this requires a TimecodeTime object but the required cast was only implemented in Titan v14. The workaround is to set the palette fade time (as you would do by simply entering a number) and then call a macro which uses this to set the timecode start time.

For versions from Titan v14 on you can directly set the Timecode starttime using [Timecode.TimecodeOne.SetStartTime](#).

author, date	Gregory Haynes, February 2022
published	https://www.avolites.de/downloads/icke_siegen/SetTcStartTime/
prog. lang./ framework	HTML, JS, CSS; none (wrote everything with a text editor)
description	set the palette fade time, then call a macro to transfer this into timecode start time
other requirements	a way to issue POST requests, e.g. RestMan for Chrome

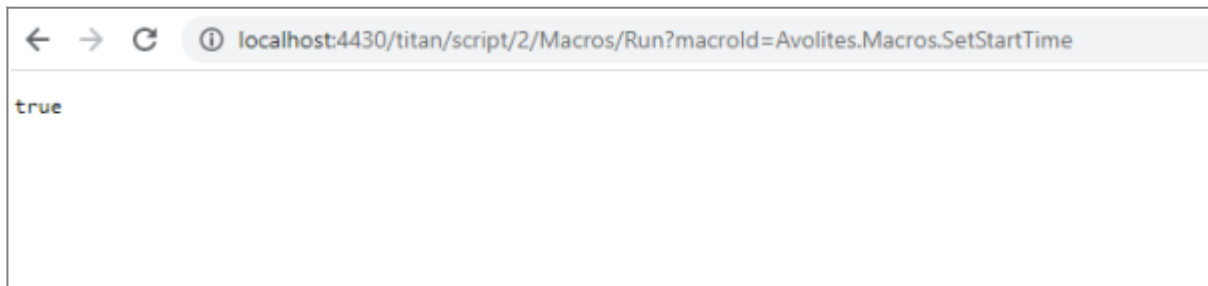
Screenshots

1. use RestMan (or another way to output a Post request) to set the palette fadetime



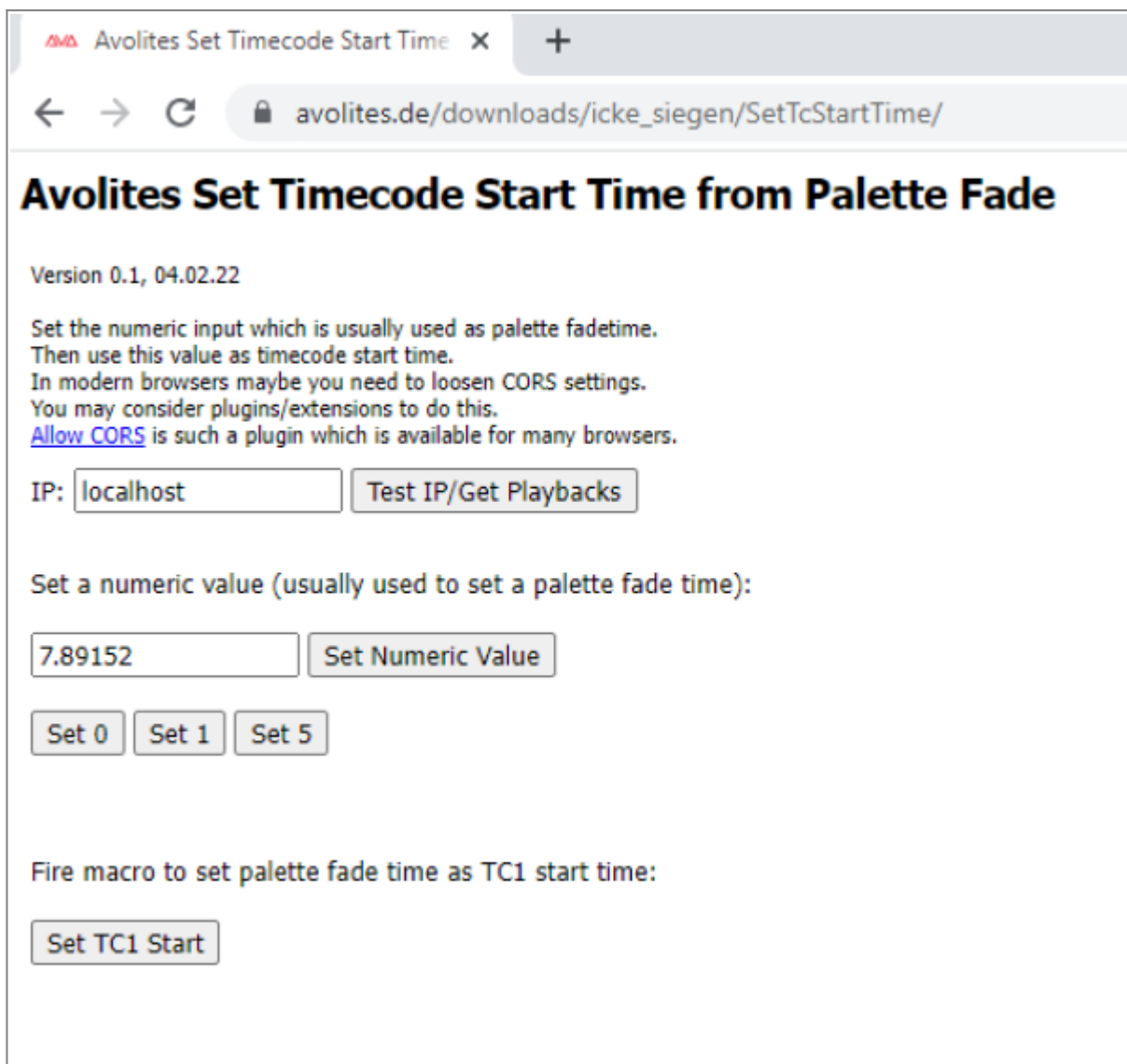
2. call a macro (here: [Timecode - Set Start Time from Palette Fade](#) to use the value as Timecode start

time)



In order to call a macro via WebAPI it needs to be in the show library AND needs to be copied/moved to a handle.

3. the little html page at https://www.avolites.de/downloads/icke_siegen/SetTcStartTime/:



How it works

Set Numeric Value the value from the adjacent input field and sends it to Titan as numeric value (as like as used to set a palette fade time).

Set 0, Set 1, Set 5 send some predefined values.

Set TC1 Start fires the macro to use the numeric value as timecode 1 start time.

Remember to download and deploy the macro [Timecode - Set Start Time from Palette Fade](#).

API Requests

- [InputValue](#)
- [Run](#)

From:

<https://www.avosupport.de/wiki/> - AVOSUPPORT

Permanent link:

<https://www.avosupport.de/wiki/webapi/examples/settimecodefrompalettefade?rev=1643981901>

Last update: **2022/02/04 13:38**

